

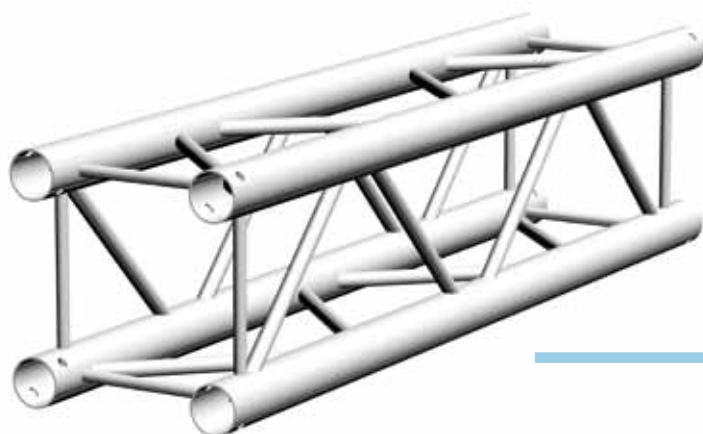
STANDARD 25

GENERAL FEATURES

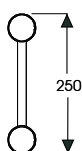
Aluminium truss, main tube Ø 50 mm x 2 mm and diagonal tube Ø 16 mm x 1,8 mm, suitable when a good loading capacity and strength are required. Low cost.

COUPLING SYSTEM

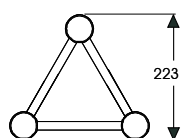
Standard spigot and pin are suitable to satisfy professionals' needs. Thanks to various accessories, this series is very versatile.



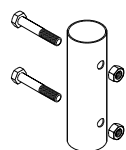
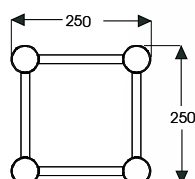
Ladder



Trio



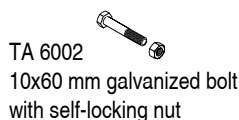
Square



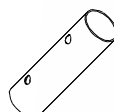
TB 6000
Standard coupling
Set



TA 8002
Quick clip



TA 6002
10x60 mm galvanized bolt
with self-locking nut



TA 6001
Standard spigot

TRUSS LENGTH	LADDER CODE	LADDER WEIGHT	TRIO CODE	TRIO WEIGHT	SQUARE CODE	SQUARE WEIGHT
0,5 m	TB 6205	1,63 kg	TB 6305	2,56 kg	TB 6405	3,36 kg
1,0 m	TB 6210	2,75 kg	TB 6310	4,33 kg	TB 6410	5,65 kg
1,5 m	TB 6215	3,86 kg	TB 6315	6,10 kg	TB 6415	7,94 kg
2,0 m	TB 6220	4,96 kg	TB 6320	7,87 kg	TB 6420	10,23 kg
2,5 m	TB 6225	6,10 kg	TB 6325	9,13 kg	TB 6425	12,52 kg
3,0 m	TB 6230	7,22 kg	TB 6330	11,4 kg	TB 6430	14,81 kg
3,5 m	TB 6235	8,34 kg	TB 6335	13,17 kg	TB 6435	17,10 kg
4,0 m	TB 6240	9,45 kg	TB 6340	14,94 kg	TB 6440	19,38 kg

TRUSS LENGTH	LADDER		TRIO		SQUARE	
	▲	▲▲▲▲▲	▲	▲▲▲▲▲	▲	▲▲▲▲▲
4 m	150	75	232	120	330	166
6 m	90	30	145	53	212	71
8 m	60	15	100	26	150	38
10 m	40	8	73	16	110	22
12 m	24	5	53	10	83	14
14 m	-	-	27	7	62	9
16 m	-	-	-	-	45	6

LOADING FIGURES